

# 2024 Calaveras Child Care Council Needs Assessment



Calaveras  
Child Care  
Council



THIS PAGE IS INTENTIONALLY LEFT BLANK

# 2024 Calaveras County Early Care and Education Needs Assessment

## Executive Summary

CALAVERAS CHILD CARE COUNCIL



## Introduction

The 2024 Calaveras Child Care Council Needs Assessment emphasizes the critical role that child care plays in both the economic and social fabric of Calaveras County. It illustrates the importance of child care as an economic driver, supporting families, employers, and the broader community. The availability of quality child care is depicted as essential for economic success and overall success of the child, as it allows parents to work while providing children with a foundation for future academic and social achievements.

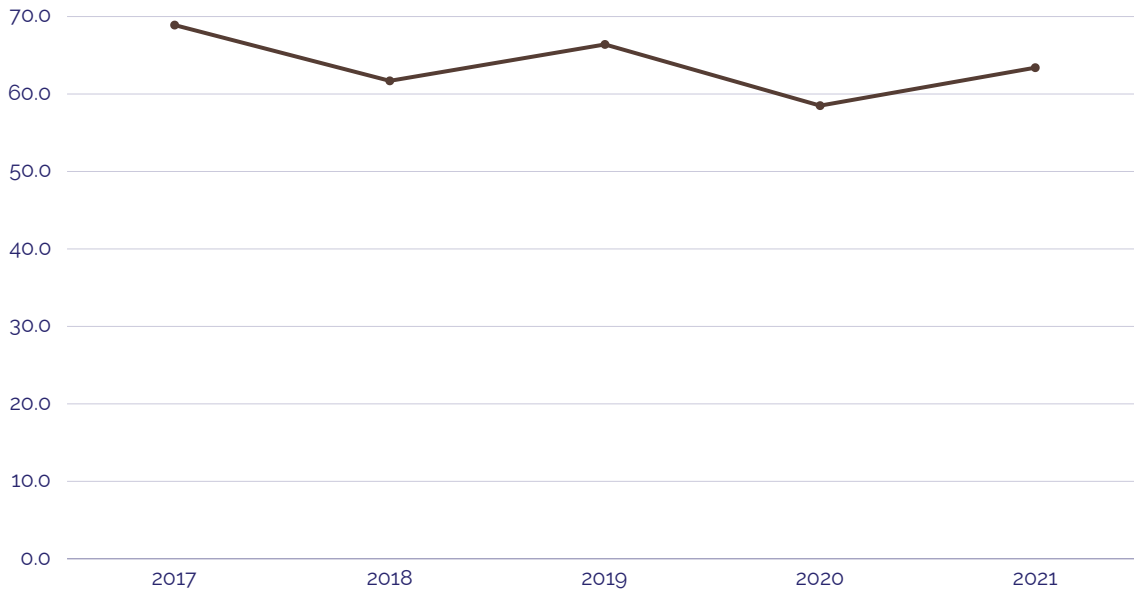
The mention of research indicating the benefits of quality early care and education underscores the long-term positive impact on children's development and their potential contributions to society. The emphasis on equitable access to early childhood education (ECE) for all children, especially those historically underserved, speaks to the commitment to addressing disparities and promoting inclusivity.

Furthermore, the reference to the Calaveras Child Care Council's responsibility to conduct a Needs Assessment every five years reflects a commitment to evidence-based policymaking and strategic planning in the field of ECE. The report's focus on high-impact communities and provider distribution within the county demonstrates a targeted approach to addressing specific needs and gaps in child care services.

Overall, this report highlights the interconnectedness of child care, economic prosperity, and community well-being, while also emphasizing the importance of ongoing assessment and advocacy to ensure access to quality ECE for all children.

# Family Demographics

## Birth Rates 2017-2021

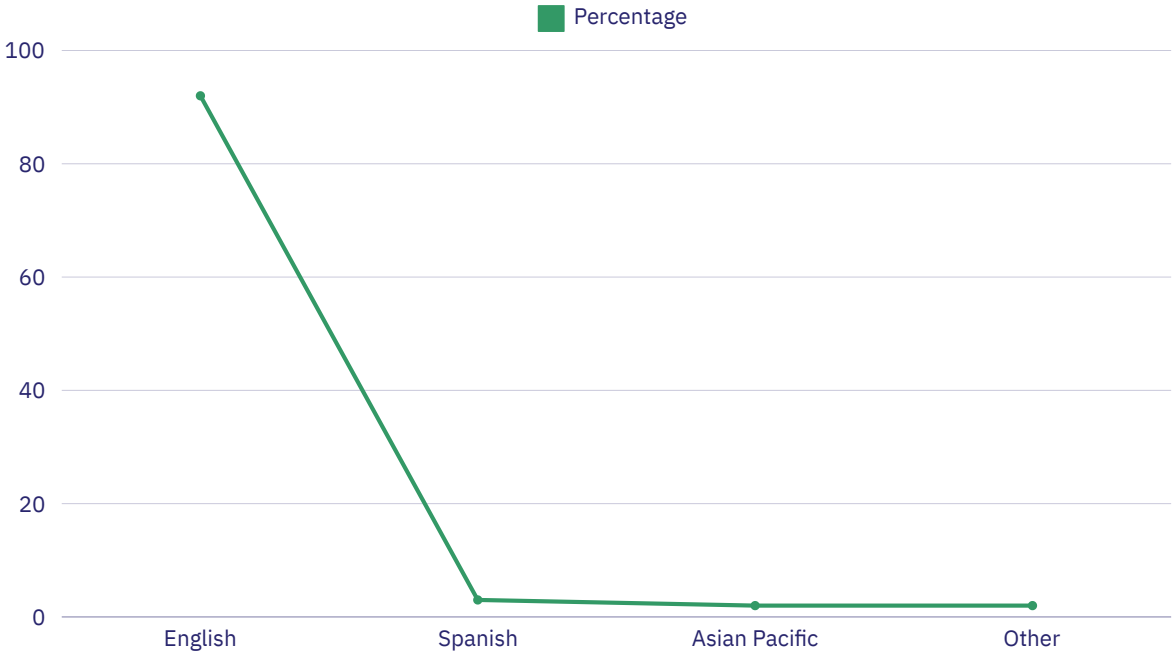


CHILD POPULATION, BY AGE GROUP AND GENDER: 2021

Age Group	Female	Male	Total
Ages 0-2	561	614	1,175
Ages 3-5	595	550	1,145
Age 6-10	833	925	1,758
Ages 11-13	546	612	1,158
Ages 14-17	834	954	1,788
Total for Ages 0-17	3,369	3,655	7,024

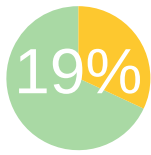
CHILD POPULATION, BY RACE/ETHNICITY			
RACE/ETHNICITY	2019	2020	2021
African American/Black	60	54	55
American Indian/Alaska Native	78	71	74
Asian	98	97	89
Hispanic/Latino	1,185	1,197	1,189
Native Hawaiian/Pacific Islander	4	6	6
White	5,352	5,306	5,261
Multiracial	356	341	350

### LINGUISTIC COMPOSITION





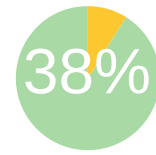
# Financial Impacts on Families



In 2021, 19% of families were living in poverty



In 2021, 18.7% of children lived in household where there was food insecurity.



In 2021, 38% of children lived in households that were below the self-sufficiency rate

## Monthly Financial Impacts on Families

Per Capita Income in Calaveras County-2017  
\$41,654.00

Per Capita Income in Calaveras County -2023  
\$37,395.00

What is Per Capita Income?  
Per Capita Income is total personal income divided by population

	2017	2023	Change
<b>Housing-Three Bedroom</b>	\$1,262.00	\$1,621.00	28.54% +
<b>Food- the percentage of monthly income</b>	3%	16%	13%+
<b>Electricity-average cost</b>	\$168	\$276	64.28%+
<b>Child Care-Family Child Costs; Preschool Age; Full-Time</b>	\$599.83	\$832.25	38.74%+

# Child Care and Capacity



**Number of Child Care Spaces Currently Available by Age Group and Setting on April 4, 2024**

Setting	Infant Spaces	Preschool Spaces	School-Age Spaces
Licensed Centers	0	4	0
Licensed Family Child Care	1	3	3
License-Exempt Centers	0	0	0

## Child Care System

The mix of available care options is indeed crucial for supporting family choice in child care. Here's why each element is essential:

- **Licensed and Unlicensed Sites:** Providing a variety of options, including both licensed and unlicensed child care sites, ensures that parents have flexibility in choosing the type of care that best suits their preferences and needs. While licensed facilities offer regulated standards of care and safety, unlicensed options such as family, friend, and neighbor care or nanny services can offer more personalized and flexible arrangements.
- **Schedules of Care and Flexibility:** Every family has unique schedules and needs, so offering flexibility in child care arrangements is essential. This could include options for full-time, part-time, or drop-in care, as well as extended hours to accommodate parents with demanding work schedules or unconventional hours.
- **Diversity and Inclusion:** Child care settings should reflect the diverse needs and backgrounds of the communities they serve. This means providing care languages, incorporating cultural diversity into programming, and ensuring that child care environments are inclusive and welcoming to children and families from all backgrounds.

By offering a diverse mix of care options that take into account factors such as licensing, flexibility, and inclusivity, the child care system can better meet the diverse needs and preferences of families, ultimately empowering parents to make choices that are best for their children's well-being and development.

# AVAILABILITY OF CHILD CARE

## Types of Child Care:

**Family Child Care Homes:** Licensed home-based family child care is provided in the home of an individual or family, licensed and regulated by the State Department of Social Service's Community Care Licensing Division. Family Child Care Homes are grouped by their capacity to serve children.

**Center-Based Care:** Care is provided in a child care facility and is licensed and regulated by the State Department of Social Service's Community Care Licensing Division. Center programs offer curriculum, parent engagement, and overall child observation at various levels depending on the program and program requirements.

**Licensed-Exempt Centers:** Licensed-exempt centers for the purpose of this report only include before and after-school programs that schools operate.

**Family, Friend, and Neighbor Care:** Family, friend, and neighbor providers (FFN) include grandparents, aunts and uncles, elders, older siblings, friends, neighbors, and others who help families take care of their kids on an informal basis. These providers are typically unlicensed and subject to minimal or no regulation.

### Licensed Centers



21  
Including Head Start/  
State Preschool, Private  
Centers, and licensed-  
after-school

### Family Child Care Homes



30  
18 Small  
12 Large

### License- Exempt Centers



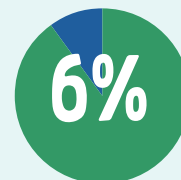
5  
After-School  
programs

14%

In 2021, 5,236 Children ages 0-13 lived in the county with only 780 available child care spaces



The entire county is considered a desert for infant/toddler care.



In 2021, there were 778 infants with the capacity space of 48 spots at licensed centers.



# Subsidies/Unmet Need

## TYPES OF SUBSIDY PROGRAMS

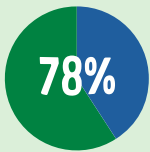
### Vouchers

- CalWORKs Stage 1, 2, 3
- CAPP – California Alternative Payment Program
- Foster/Emergency Care Bridge

### Contracted Slots

- Early Head Start/Head Start – 0<3-year-olds, including home visiting options/ Head Start 3-5-year of age
- California State Preschool (CSPP) – Preschool
- California General Center Contract (CCTR) - 0-12, but generally 0-2 and school-aged enrollments

## ELIGIBILITY AND ENROLLMENT



Number of children birth-12 live in households making below 85% of the State Median Income (SMI).  
(2020 American Institute Early Learning Needs Assessment)

Children birth to age 5 who are eligible for state subsidized child care

80%

Infants/toddlers

(2020 American Institute Early Learning Needs Assessment)

76%

preschoolers

Children may be eligible to receive state subsidies over the age of 13 based on specific state subsidy requirements.



## Eligibility for Subsidized Care, Family Size of 4 and waitlist snapshot for April 14, 2024

Eligibility	Income Standard	Income Ceiling	Wait List
Early Head Start/Head Start	Federal Poverty	\$31, 200.00 (annual)	150
State Subsidized Child Care (CCTR, CAPP)	CA State Subsidized Eligibility Limit (85% SMI)	\$8,025.00 (monthly)	87
California State Preschool Program	CA State Subsidized Eligibility Limit (100% SMI)	\$ 9,144.00 (monthly)	36

• State Median Income SMI

## UNMET NEED FOR SUBSIDIZED CHILD CARE (2020 American Institute Early Learning Needs Assessment)

Unmet need refers to the difference between subsidy eligible children and those benefiting from subsidized programs

The average unmet need in Calaveras County ranges between

62.99-65.67%

280

children are on a subsidy eligibility waitlist

## DATA CONSIDERATIONS FOR UNMET NEED

There are many factors that apply to families and providers that influence child care access and utilization. As such, all demand, supply, and unmet need estimates should be interpreted with the understanding that the analyses of unmet need completed above assume the following:

- Need for full-time child care is based on the number of children with one (for single-parent families) or both (for two parent families) parents in the workforce;
- Need for part-time care is based on the number of children with at least one, non-working parent with a state qualify need for child care such as seeking employment, attending school, medical incapacity and seeking housing<sup>6</sup>;
- All school-aged children with one (for single-parent families) or both (for two-parent families) parents in the workforce require full-time care;
- Families utilize child care providers in the available locations, **it is not uncommon for parents to travel over 45 minutes to access care**;
- Licensed center-based providers for which desired capacity data were unavailable fully enroll children in accordance with licensed capacity regulations;
- Licensed family child care home providers for which desired capacity data were unavailable enroll the maximum number of infants/toddlers and preschool-aged children for whom care can be provided in accordance with licensing regulations;



## CHILD CARE PROFESSIONALS

### The Important Role Child Care Professionals Play in the World of Early Learners

Child care professionals are the unsung heroes of our communities, playing a pivotal role in the lives of children and families alike. Every day, they embark on a journey filled with dedication, compassion, and endless patience, shaping the future generation in ways that have both a profound and lasting impact.

In the nurturing environment of a child care center or home, these providers become the pillars of support for young ones during their crucial formative years. They offer more than supervision; they are mentors, nurturers, and educators. From the moment children step through the door, they are greeted with warm smiles and open arms, signaling the start of a day filled with exploration and growth.

## CHILD CARE RATES

Subsidized reimbursement rates for child care providers often fall short of covering the true cost of care. This discrepancy can have significant consequences for both providers and the families they serve:

1. **Quality of Care:** Child care providers may struggle to maintain high-quality standards when reimbursement rates are too low. They may be forced to cut corners on important aspects of care, such as staff salaries, training, or the quality of materials and resources provided to children.
2. **Financial Viability:** For child care providers, operating at a loss due to inadequate reimbursement rates is unsustainable. Many providers, especially small or independent ones, may be forced to close their doors or reduce the number of subsidized slots they offer, exacerbating the shortage of affordable childcare options.
3. **Access for Families:** Low reimbursement rates can also limit access to quality childcare for families who rely on subsidies to afford care. If providers cannot afford to accept subsidized children or if there are too few subsidized slots available, families may struggle to find affordable care that meets their needs.

Addressing this issue requires a comprehensive approach that involves increasing reimbursement rates to more accurately reflect the true cost of providing quality care. This will involve advocating for increased government funding for childcare subsidies, as well as efforts to streamline administrative processes and reduce barriers that can contribute to inefficiencies in the subsidy system. By ensuring that reimbursement rates align with the actual cost of care, we can help support the viability of childcare providers and improve access to quality care for all families.

# Family Choice and Affordability of Child Care

Ensuring true choice for parents would involve addressing several key factors:

1. **Adequate Supply of Care:** There needs to be a sufficient number of child care facilities available in various settings to accommodate the needs of parents. This includes not only day care centers but also in-home care options and other alternative arrangements.
2. **Reimbursement at True Cost:** Child care providers should be reimbursed at rates that reflect the actual cost of providing quality care, including wages and benefits for the workforce. This ensures that providers can afford to offer high-quality services without compromising on staff salaries or the overall quality of care.
3. **Accessibility for Families:** Accessibility is crucial, particularly for families facing economic instability or other challenges. This might involve initiatives to subsidize child care costs for low-income families or provide support services to help families navigate the child care system.

Real parent choice in child care is more than just a theoretical concept; it's about practical accessibility and affordability. When programs are consistently full, too expensive, or unable to adapt to the diverse needs of children and families, that choice becomes limited or even nonexistent.

In an ideal scenario, Calaveras County's child care system would offer a wide range of options that are not only affordable but also flexible enough to accommodate various schedules, preferences, and needs of both parents and children. This could mean having different types of care available, such as full-day, part-day, or drop-in care, as well as options for different age groups and specific needs like special education or language support.

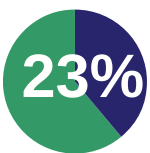
By supporting a robust set of child care options that are both affordable and adaptable, parents would be empowered to make choices that align with their family dynamics, work commitments, and individual preferences, ultimately leading to better outcomes for both children and parents.



Across reimbursement rate types, infant/toddler care is consistently the most expensive type of care.



In Calaveras, a single-parent family working full-time and at minimum wage (\$18 per hour, yearly \$37,440) would have an average of \$1,000 a month, \$12,000 a year which is 31.79% of their GROSS income to pay for full-time care for one child.



Based on the 0-13 population in Calaveras County, 23% of families can afford child care without Subsidy assistance. This includes infant/toddler, preschool, and school-age care.



According to the U.S. Department of Health and Human Services (HHS), child care is affordable if it costs no more than 7% of a family's income. A family with one preschooler and one infant/ toddler would need to make to have child care cost no more than 7% of their income.

## KEY FINDINGS FROM THE PARENT SURVEY

In February 2024 a Family and Child Care Provider survey was disseminated to families in Calaveras County. Outreach was conducted at local schools, social media and the newspaper.

- According to survey results, parents/guardians prioritize safety and love as essential components of quality child care. Feeling assured that their children are in a nurturing environment where their well-being is paramount is crucial for parental peace of mind.
- The challenges parents face with child care availability directly impact their employment and overall well-being. When child care options are limited or unavailable, parents may struggle to maintain consistent work schedules, leading to lateness or missed workdays. Relying on family and friends for child care when formal options are unavailable can also strain relationships and create additional stress for parents.
- Regarding the Universal PreKindergarten's Mixed Delivery System in Calaveras County, it seems there's a lack of awareness among parents about this initiative. This could be due to a need for better communication and outreach efforts to inform families about the available options for pre-kindergarten education and childcare services in the county.
- Addressing these challenges requires a multi-faceted approach that includes increasing access to affordable, quality childcare options, improving communication and education about available services, and supporting working parents with flexible work arrangements and supportive policies.

By investing in childcare infrastructure and supporting working families, communities can help alleviate parents' burden in balancing work and childcare responsibilities.

Employers can help support parents by the following actions:

- Provide a workspace where child care information can be posted or opportunities for families to connect with each other are readily available.
- Conduct an annual employee survey, assessing workforce child care needs.
- Provide Child Care Vouchers or Reimbursements
- Offer flex time
- Review leave policies
- Advocate for a change at a local, state and federal level for additional support for families and the workforce

When employers meet the child care needs of employees it plays a crucial aspect of supporting their well-being, reducing absenteeism, and minimizing turnover rates. Studies have consistently demonstrated that when employees are relieved of the stress associated with child care arrangements, they exhibit higher levels of productivity and job satisfaction. Therefore, prioritizing child care solutions for employees is not only beneficial for their personal and professional growth, but also for the overall success of the organization.



## KEY FINDINGS FROM THE CHILD CARE PROFESSIONAL SURVEY

In February 2024 a Family and Child Care Provider survey was disseminated to families in Calaveras County. Outreach was conducted at local schools, social media and the newspaper.

- According to survey results, child care providers are facing significant challenges in their field, particularly regarding pay and access to support and resources. The fact that they're operating at full capacity with waitlists indicates a high demand for their services, yet they're struggling to meet this demand while also balancing the necessary preparations for their programs.
- Addressing the issue of pay is crucial. Child care providers play a vital role in early childhood development and education, yet they often receive low wages compared to the importance of their work. Advocacy for increased funding and support for child care programs at both local and national levels could help improve pay and benefits for providers.
- Regarding the Universal PreKindergarten's Mixed Delivery System in Calaveras County, it seems there's a lack of awareness among parents about this initiative. This could be due to a need for better communication and outreach efforts to inform families about the available options for pre-kindergarten education and childcare services in the county.
- Child care professionals play a crucial role in the development and well-being of children. To enhance their skills and knowledge, they can explore a wide range of topics. Arts and crafts are essential for engaging children in creative expression, aiding in motor skills, cognitive development, and emotional expression. Incorporating multicultural crafts promotes diversity and inclusion. Effective communication with families is another key area, encompassing techniques for clear, empathetic, and productive communication, establishing trust, and resolving conflicts. Understanding child development, including developmental milestones, behavior management, and supporting children with special needs, is vital.
- Also noted in the survey results is that parents often turn to child care professionals for support and information on various aspects of their child's well-being, including food security. With food security becoming an increasing concern for many families, child care professionals can play a vital role in guiding parents to resources and solutions.

## ACTION SUMMARY HIGHLIGHTS

- Child care providers are facing significant challenges in their field, particularly regarding pay. The subsidized reimbursement rates are based on a 2018 Statewide Child Care survey. For Head Start programs child care professional pay is based on federal standards.
  - *Possible Solutions- continue to advocate for the child care field by meeting with local and state representatives. State representatives can be found [here](#).*
- As the landscape of child care is changing, providers expressed concern, especially with the emergence of Transitional Kindergarten and Universal Prekindergarten.
  - *Possible Solutions- work with local school districts and the local Universal PreKindergarten Mixed Delivery (UPK) group to advocate for an informative decision making tool for parents on the available choices for four year-olds and with a comprehensive list of questions to ask to determine what environment may be a best for the child. [enrollcalaveras.org](http://enrollcalaveras.org)*
- Lack of Child Care facilities, Family Child Care Homes, and overall early childhood workforce issues add to the challenging of providing and finding child care.
  - *Possible Solutions- There are numerous possible solutions which involve advocating to your local state representative in support of child care providers, higher wages, and reimbursement rates.*
  - Local Businesses can support their employees in the following ways:

## Ways to Support Employees

**Meeting the child care needs of employees is a crucial aspect of supporting their well-being, reducing absenteeism, and minimizing turnover rates. Studies have consistently demonstrated that when employees are relieved of the stress associated with child care arrangements, they exhibit higher levels of productivity and job satisfaction. Therefore, prioritizing child care solutions for employees is not only beneficial for their personal and professional growth, but also for the overall success of the organization.**

Provide a workspace where child care information can be posted or opportunities for families to connect with each other

Flex Time

Leave-Policies

Provide Child Care Vouchers or Reimbursements

Child Care Vendor Plan

Conduct an employee survey

Advocate for a change at a local, state and federal level for additional support for families and the workforce



# Family Survey Response Results

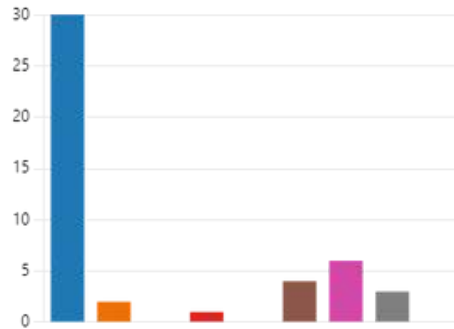


# Calaveras Child Care Council - Child Care Survey for Families

## 41 Responses

1. What is your current status? (Click all that apply)

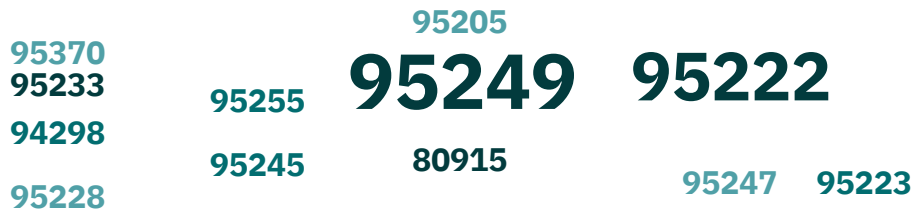
● Full-Time Employment	3
● Part-Time Employment	0
● Seasonal Worker	2
● Unemployed	0
● Retired	1
● Student	0
● Stay at Home Parent	4
● Self-Employed	6
● Other	3
	0



2. If you are working, what is the zip code of your workplace location?

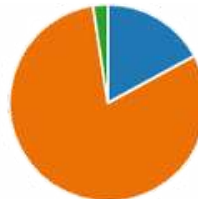
41  
Responses

10 respondents (24%) answered 95249 for this question.



3. Do you work remotely?

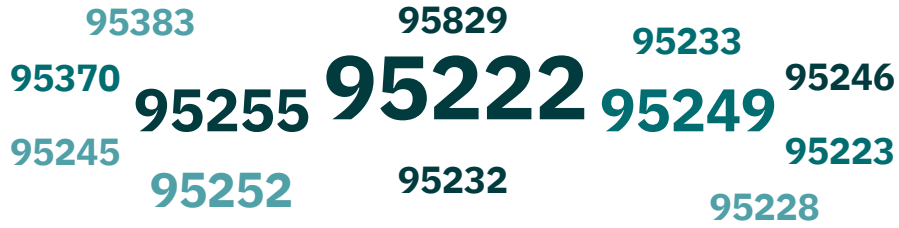
● Yes	7
● No	33
● Other	1



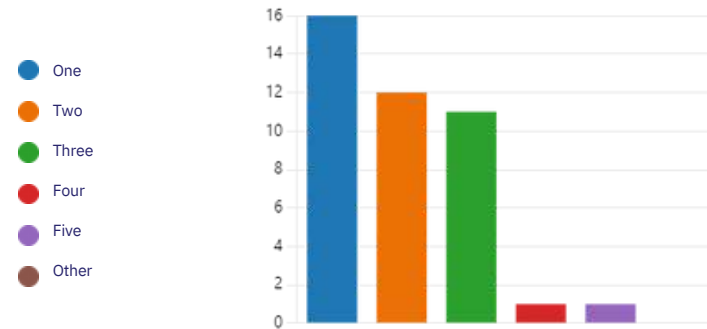
4.What is the zip code where you reside?

41  
Responses

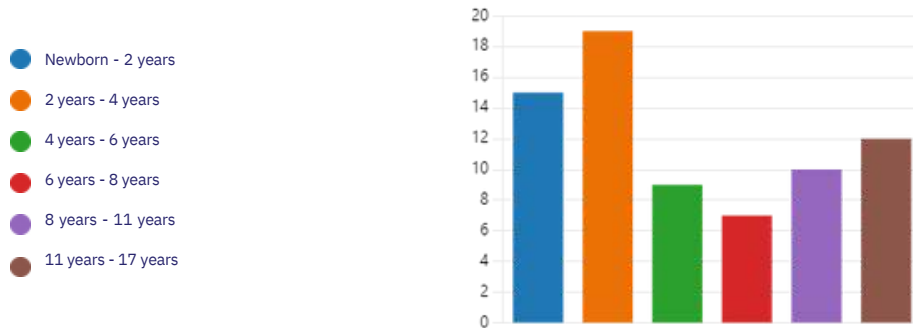
9 respondents (22%) answered 95222 for this question.



5.Number of children under the age of 18 living in your residence:



6.What are the ages of the children living in your home? Click all that apply





7. If you could choose a location to access child care, where would you choose? For example, you may live in West Point, but care is available in San Andreas. However, if you could, you would choose West Point as an area to access care.

11 respondents (30%) answered **Angels Camp** for this question.

# Angels Camp

Twain Harte  
home  
care  
Angles camp

Valley Springs

Mokelumne hill Mountain ranch  
Copperopolis  
West point  
Murphys  
San Andreas Arnold

8. Have you been concerned that your 0-5 year old child might not be meeting developmental milestones?  
*If you answered yes and need further resources, please contact our office 209-754-1075*



9. Are you concerned about your child's behavioral milestones?



10. If you answered yes to any of the above two questions, please explain here:

6 Responses

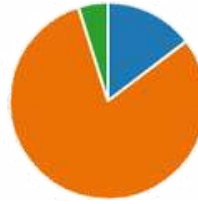
**1 Respondent indicated their child was severely delayed**

**1 Respondant indicated thier child was NON VERBAL**

**4 Respondents indicated their child was diagnosed with autism**

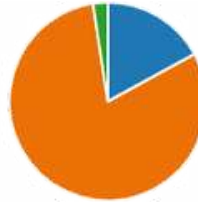
11. How many adults live in the household?

● 1	6
● 2	33
● 3	2
● 4	0
● Other	0



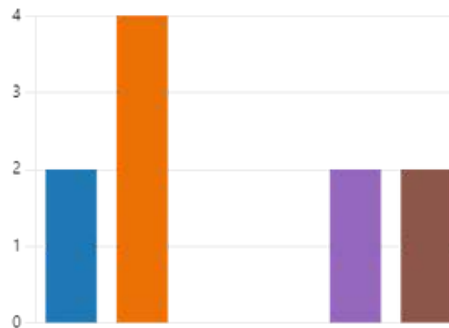
12. Do any of the children in your household have special/exceptional needs?

● Yes	7
● No	33
● I'm not sure	1



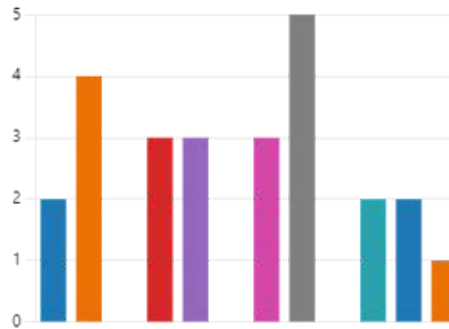
13. If you indicated that there are children in your household with special/exceptional needs, please indicate their age(s)? Click all that apply.

● Newborn - 2 years	2
● 2 years - 4 years	4
● 4 years - 6 years	0
● 6 years - 8 years	0
● 8 years - 11 years	2
● 11 years - 17 years	2



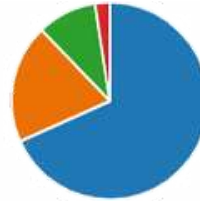
14. If you answered yes to #12, please indicate which type of special needs your child is experiencing? Click all that apply.

● Physical Development
● Social/Emotional
● Reading/Writing
● Behavioral
● ADD/ADHD
● Fetal Alcohol/Drug Syndrome
● Autism
● Speech/Language
● Trauma
● Health Concerns
● Mental Health
● Other



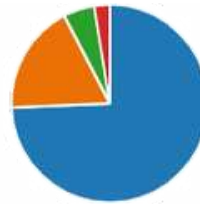
15. How many children in your household are in afterschool care?

0	28
1	8
2	4
3	1
4 or more	0



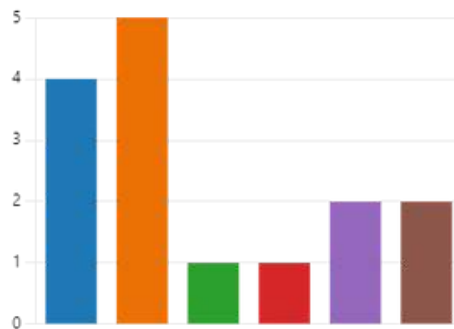
16. How many children in your household are in need of care that are not otherwise already in care?

0	29
1	7
2	2
3	1
4 or more	0



17. What are the children's age(s) that require care that otherwise are not already in care? Click all that apply

Newborn - 2 years	4
2 years - 4 years	5
4 years - 6 years	1
6 years - 8 years	1
8 years - 11 years	2
11 years - 17 years	2



18. If you have children that require care what is the reason you are unable to obtain care?

**Responses**

No care available	
N/A	
There is no afterschool that has openings	
The available child care is too far away.	
Cannot afford to put 2 children in preschool at once	
No after school care in San Andreas	
None available	
Can't afford and there is none	
No infant care for working parents	
Day care while at work	
Can't find care for both twins at same location	
I would like to go back to workforce and I believe my son needs to socialize more.	
Not enough room in the after-school program. And next year as a 6th grader there is no care available and is still to young to be home alone while I work. And with busses always canceled then what.	

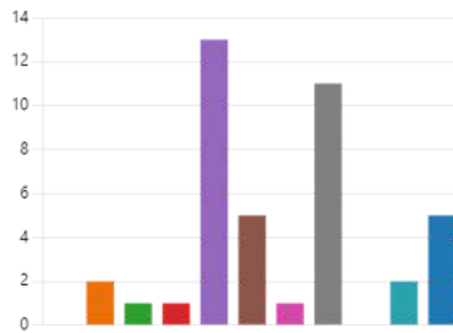
19.What is the current care schedule of child #1? Days and Times

38 Responses

15 respondents (39%) answered **Monday- Friday** for this question with the typical hours of 7:30am-5:00pm

20.What care setting(s) does this child utilize? Click all that apply

<input type="radio"/> Tribal Program	0
<input type="radio"/> State Preschool	2
<input type="radio"/> Early Head Start/ Head Start	1
<input type="radio"/> Before School Program	1
<input type="radio"/> Private Child Care Center	13
<input type="radio"/> Informal Care: Relative	5
<input type="radio"/> Informal Care: Non-Relative	1
<input type="radio"/> After School Care	11
<input type="radio"/> Recreational Agency	0
<input type="radio"/> Youth Center	2
<input type="radio"/> Other	5



21.What is the current care schedule of child #2? Days and Times

18 Responses

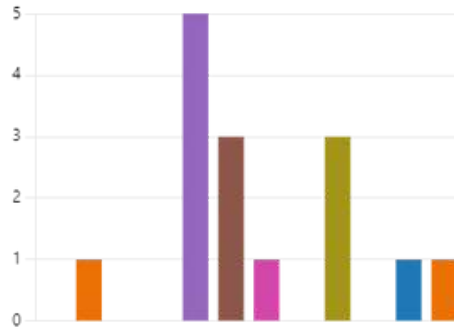
6 respondents (33%) answered **Monday- Friday 7:30-5:00pm** for this question.

**Husband alternaties shifts**

**Monday-Friday**  
5 days a week

22. What care setting(s) does child #2 utilize? Click all that apply

- Tribal Program 0
- State Preschool 1
- Early Head Start/ Head Start 0
- Before School Program 0
- Private Child Care Center 5
- Family Child Care Home 3
- Informal Care: Relative 1
- Informal Care: Non-Relative 0
- After School Care 3
- Recreational Agency 0
- Youth Center 1
- Other 1



23. What is the current care schedule of child #3? Days and Times

10  
Responses

Latest Responses

2 respondents (20%) answered Monday- Friday for this question.

24. What care setting(s) does child #3 utilize? Click all that apply

- Tribal Program 0
- State Preschool 0
- Early Head Start/ Head Start 0
- Before School Program 0
- Private Child Care Center 1
- Family Child Care Home 1
- Informal Care: Relative 1
- Informal Care: Non-Relative 0
- After School Care 1
- Recreational Agency 0
- Youth Center 0
- Other 1





25.What is the current care schedule of child #4? Days and Times

4

Responses

Latest Responses

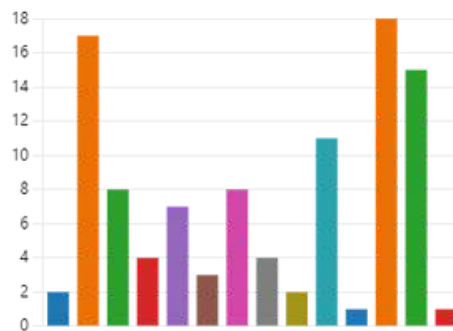
26.What care setting(s) does child #4 utilize? Click all that apply

- Tribal Program 0
- State Preschool 0
- Early Head Start/ Head Start 0
- Before School Program 0
- Private Child Care Center 1
- Family Child Care Home 0
- Informal Care: Relative 0
- Informal Care: Non-Relative 0
- After School Care 1
- Recreational Agency 0
- Youth Center 0
- Other 1



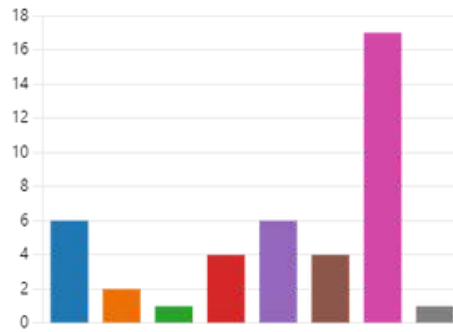
27.Does your care provider offer any of the following services? Click all that apply.

- Overnight Care 2
- Pick Up From School 17
- Drop-in Care 8
- Holiday Care 4
- Allow for Early Drop Off Before ... 7
- Off Hour Care (6:00 pm - 6:00 a... 3
- Drop Off at School 8
- Allow for Late Pick Up After Reg... 4
- Weekend Care 2
- School Break Care 11
- Mild Illness Care 1
- Summer Care 18
- None 15
- Other 1



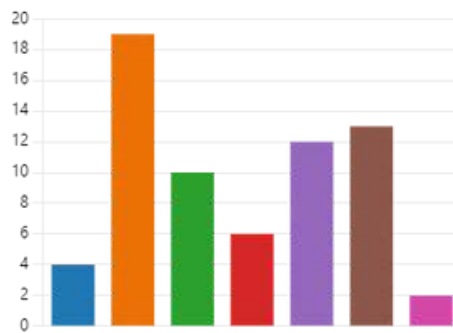
28. If your provider offers any of the services described in #27, what is the fee range per week?

\$0-50	6
\$51-100	2
\$101-150 \$151-	1
200	4
\$200+	6
No Additional Fee	4
N/A	17
Other	1



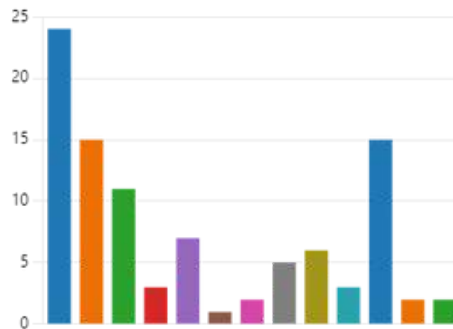
29. Do you need child care options when school is typically not in session, such as on weekends or over school breaks or on holidays?

Yes, on weekends	4
Yes, during breaks/holidays	19
Yes, on early release days	10
Sometimes	6
No	12
Summer	13
Other	2



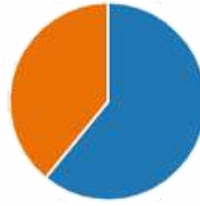
30. What is the extent of your child care needs? Click all that apply.

Full 9 hour day24	24
After School Care 15	15
School Break Care11	11
Off Hour Care (6:00 am - 6:00 pm)3	3
Drop-In Care7	7
Overnight Care1	1
Weekend Care 2	2
Pick Up From School5	5
Holiday Care 6	6
Drop Off at School3	3
Summer 15	15
Before School Care2	2
Other 2	2



31. Have you ever had to go without care when you needed it?

- Yes
- No



32. If you answered yes to #30, what was the reason you went without care? How did you resolve the problem?

25  
Responses

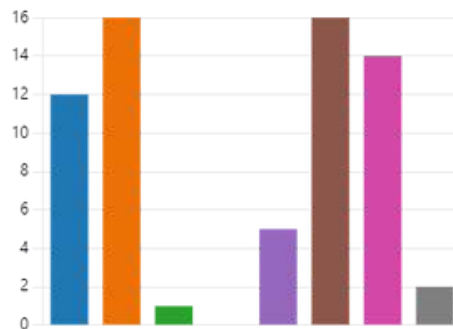
6 respondents (24%) answered **took kid to work** for this question.

**Other Responses:**

- Ask a family friend for help
- I couldn't resolve the problem
- Had to call into work
- Left child home along- was school-age
- Asked to change my work hours- was told no

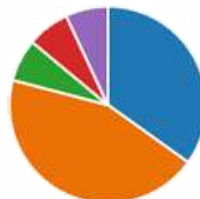
33. Has lack of child care affected your employment in any of the following ways? Click all that apply.

- Late to Work 12
- Missed Work 16
- Written up by Employer 1
- Termination 0
- Unable to Accept Job or Promot... 5
- Had to Leave Early 16
- N/A 14
- Other 2



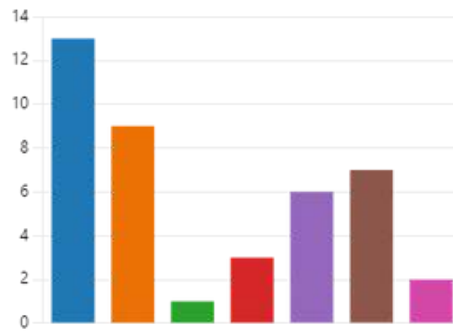
34. When traveling to access a care provider, how many miles do you typically drive round-trip?

- 0-15 15
- 15-30 30- 19
- 50 3
- 50 or more 3
- Other 3



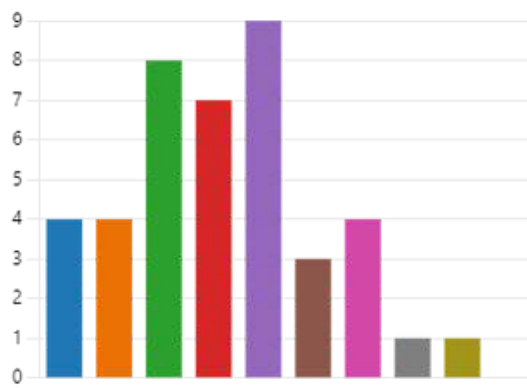
35. On average, how much do you pay out of pocket for child care every month?

\$0-\$100	13
\$101-\$300	9
\$301-\$500	1
\$501-\$800	3
\$801-\$1000	6
\$1001-\$2000	7
\$2001-\$3000	2



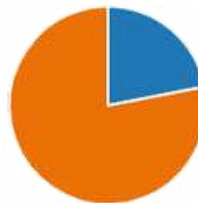
36. What is your estimated household gross annual income? The purpose of this question is to assess the total annual income to the monthly cost of child care.

\$0-\$30,000	4
\$30,000-\$50,000	4
\$50,000-\$70,000	8
\$70,000-\$90,000	7
\$90,000-\$125,000	9
\$125,000-\$150,000	3
\$150,000-\$200,000	4
More than \$200,000	1
Prefer not to answer	1
Other	0



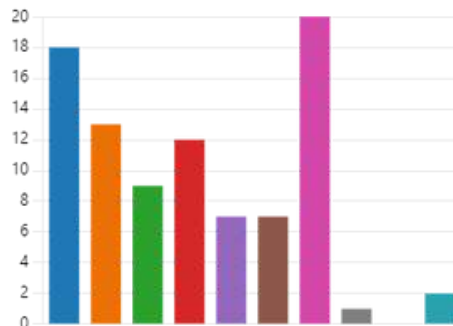
37. Do you currently receive subsidized child care assistance?

Yes	9
No	32



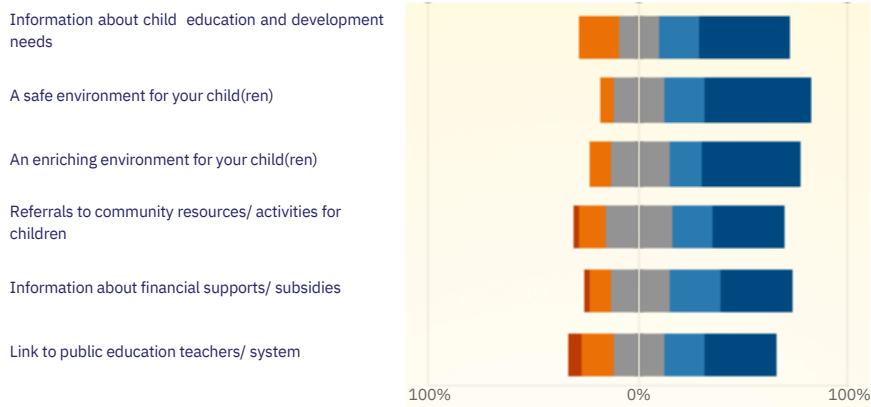
38. Please indicate which of the following are barriers to accessing child care for your family: Click all that apply.

Cost of Care	18
Type of Care Offered (infant/tod...)	13
Hours and Days Care is Offered	9
Location of Care (Distance From...)	12
Transporting Children To/From ...	7
Quality of Care	7
Lack of Available Child Care	20
Children Require Multiple Child ...	1
Lack of Information on Child Ca...	0
Other	2



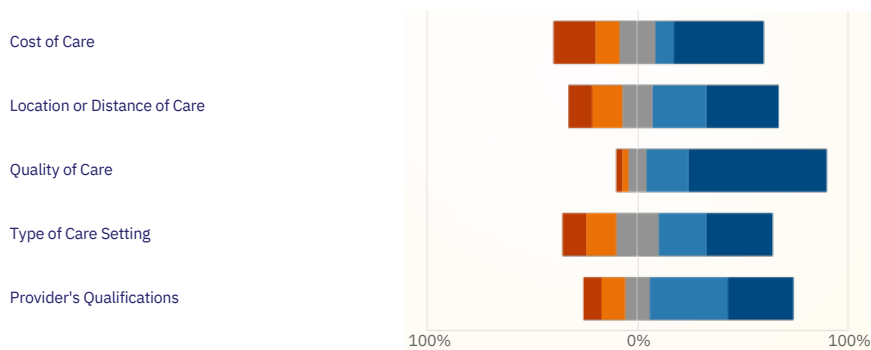
39. How would you rank your provider's knowledge of and ability to provide each of the following services?

■ Poor 
 ■ Fair 
 ■ Good 
 ■ Very good 
 ■ Exceptional



40. Please indicate the order of priority you place on each of the following when choosing child care (Number 1 being least important and 5 being most important):

■ 1 
 ■ 2 
 ■ 3 
 ■ 4 
 ■ 5



41. Please describe the characteristics that you believe make up a quality child care setting:

41 Responses

Latest Responses

*"Safe, clean and caring environment. "*  
*"loving environment with lots of activities and learning opportunities"*  
*"Cleanliness, food (if provided), activities, and gut feeling. "*

6 respondents (15%) answered **lots of activities** for this question.





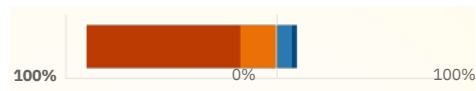
42. Do you have a child that will be eligible for Preschool (PreK) or Transitional Kindergarten (TK) either now or in the next 6 months?

Yes	12
No	27
I do not know	2



43. How would you rank your knowledge of Calaveras County's Universal Prekindergarten (UPK) Mixed Delivery Options?

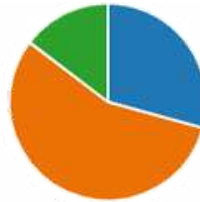
Unsure of UPK options  
  Below Average  
  Average  
  Above Average



44. Are you familiar with the changing Transitional Kindergarten (TK) age requirements? To learn more about the TK age requirements- please visit:

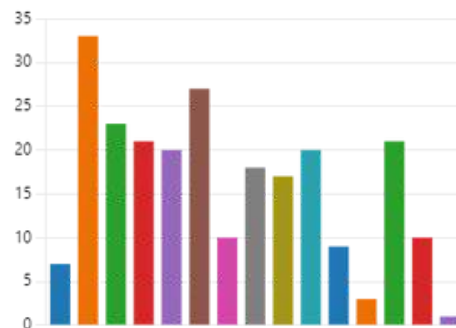
<https://www.cde.ca.gov/ci/gs/em/kinderfaq.asp#admissionenrollment>

Yes	12
No	23
Somewhat	6



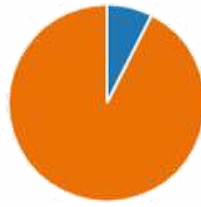
45. Are you familiar with the following local organizations/resources? Click all the apply

- Calaveras Child Care Council 7 The
- Resource Connection: Reso...33
- The Resource Connection: WIC 23
- Calaveras County Public Health 21
- The Resource Connection: Head...
- 20 First 5 Calaveras 27 California
- State Preschool Progr...10 The
- Resource Connection: Child ...18
- The Resource Connection: Food ...
- 17 Calaveras County Health and
- Hu...20 Amador Tuolumne
- Community ...9 Calaveras Mariposa
- Community ...3 Calaveras County
- Libraries 21 Calaveras Youth
- Mentoring Prog...10 Other 1



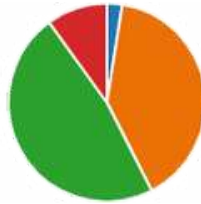
46. What gender do you identify as?

Male	3
Female	37
Prefer not to say	0
Other	0



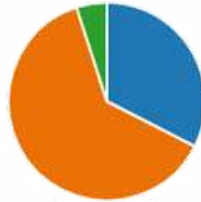
47. What is your age?

18-24	1
25-34	16
35-44	19
45-54	4
55 or older	0



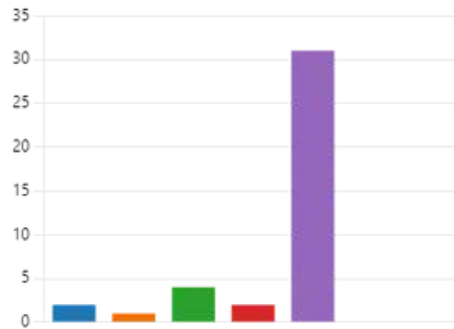
48. Marital Status?

Single	13
Married	25
Separated	2
Widowed	0



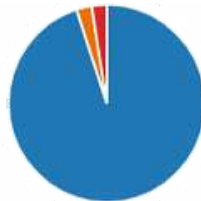
49. Which of the following best describes you?

Asian or Pacific Islander	2
Black or African American	1
Hispanic or Latino	4
Native American or Alaska Native	2
White or Caucasian	31
Multiracial or Biracial	0
Other	0



50. What language is spoken most often in your home?

English	38
Spanish	1
American Sign Language	0
Other	1



# Child Care Provider Survey Results



# Survey for Child Care Professionals Calaveras County

1. What is the zip code(s) for the location you provide child care services at? (You may enter multiple sites)

37  
Responses

Latest Responses

"95249"

"95232"

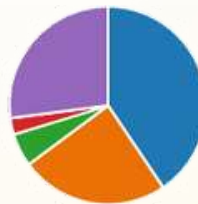
"95252"

10 respondents (27%) answered 95252 for this question.



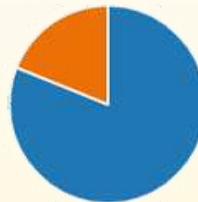
2. How long have you been a provider

Under 5 years	15
Between 5-10 years	9
Between 10-15 years	2
Between 15-20 years	1
Over 20 years	10



3. Did you care for children or "baby-sit" as a youth?

Yes	30
No	7



4. What motivated you to be an early learning care professional?

37

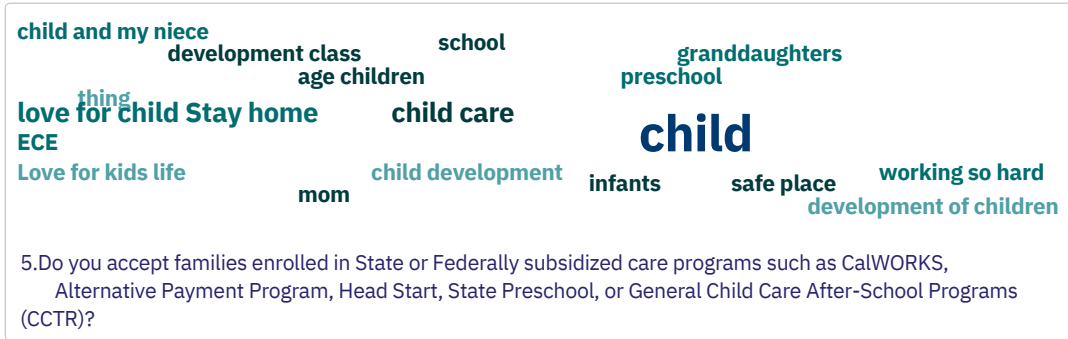
Responses

"Staying at home with my own infant & to influence and support my commu...

"They're my great granddaughters "

"Safe place for them and home with mine "

20 respondents (54%) answered **child** for this question.



5. Do you accept families enrolled in State or Federally subsidized care programs such as CalWORKS, Alternative Payment Program, Head Start, State Preschool, or General Child Care After-School Programs (CCTR)?

● Yes	34
● No	3



6. If you answered "no" to the previous question, what would need to change for you to accept families enrolled in subsidized programs?

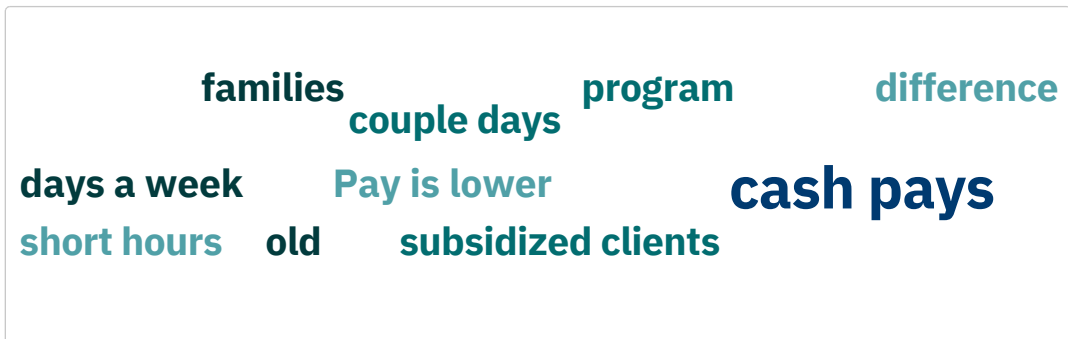
5

Responses

Latest Responses

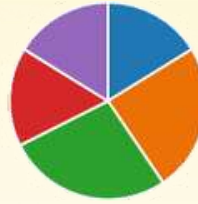
"N/a"

1 respondents (20%) answered **cash pays** for this question.



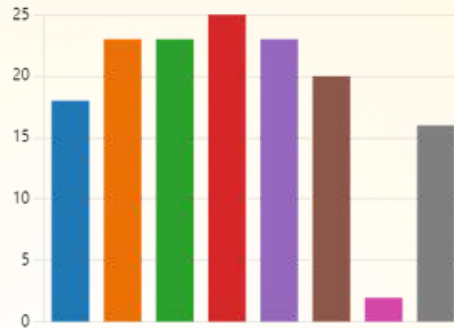
7. How much time weekly is dedicated to your business/work outside of caring for children directly?

Less than 5 hours	6
5-10 hours	9
11-20 hours	10
21-30 hours	6
more than 30 hours	6



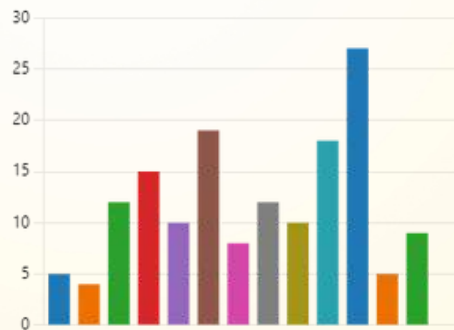
8. What business/work activities are you completing during this time? Click all that apply.

Purchasing Food	18
Purchasing Supplies	23
Cleaning	23
Answering parent Inquiries	25
Training	23
Workshops	20
None	2
Other	16



9. Do you offer any of the following services to families? Click all that apply

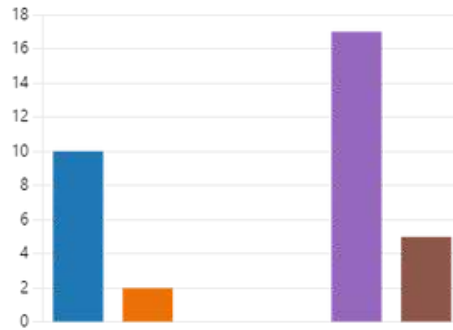
Weekend Care	5
Overnight Care	4
Pick up from School	12
Drop-In Care	15
Holiday Care	10
Allow for Early Drop off Before ...	19
Mild Illness Care	8
Allow for Pick Up After Regular ...	12
Drop Off at School	10
School Break Care	18
Year Around Care (12 months)	27
Summer Only Care	5
None of the Above	9
Other	0





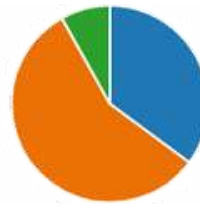
10. If you provide any of the services described in #9, what is the additional fee range?

\$0-50	10
\$51-100	2
\$101-150	0
\$151-200	0
No Additional Fee	17
Other	5



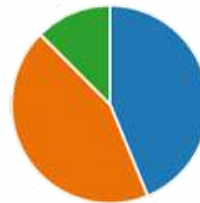
11. Do you require an enrollment or registration fee?

Yes	13
No	21
Other	3



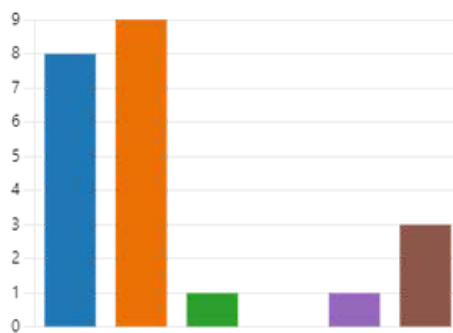
12. If you do require an enrollment or registration fee, is it a one time fee or is it charged annually?

One Time	7
Annually	7
Other	2



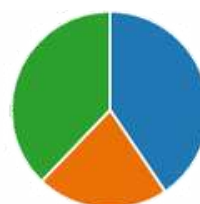
13. If you do require an enrollment or registration fee, what is the annual cost?

\$0-50	8
\$51-100	9
\$101-150	1
\$151-200	0
\$200+	1
Other	3



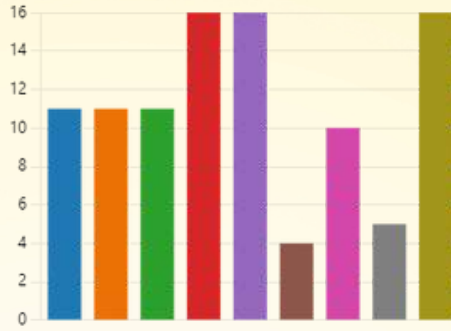
14. If you have staff, do you offer benefits?

Yes	15
No	8
N/A	14



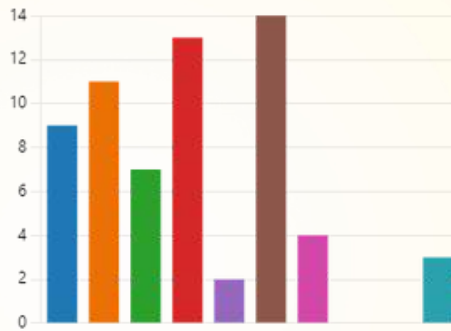
15. If you offer benefits, what benefits do you offer? (Click all that apply)

<span style="color: blue;">●</span> Dental	11
<span style="color: orange;">●</span> Medical	11
<span style="color: green;">●</span> Vision	11
<span style="color: red;">●</span> Paid Vacation	16
<span style="color: purple;">●</span> Paid Sick Leave	16
<span style="color: brown;">●</span> Child Care at a Discounted Rate	4
<span style="color: pink;">●</span> Retirement	10
<span style="color: gray;">●</span> I Have Staff, But I Do Not Offer ...	5
<span style="color: olive;">●</span> N/A	16



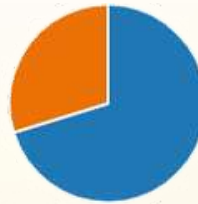
16. What type of service(s) do you provide?

<span style="color: blue;">●</span> Before-school program	9
<span style="color: orange;">●</span> After-school program	11
<span style="color: green;">●</span> Private Center	7
<span style="color: red;">●</span> Head Start/Early Head Start	13
<span style="color: purple;">●</span> State Preschool Program	2
<span style="color: brown;">●</span> Family Child Care Home	14
<span style="color: pink;">●</span> License-Exempt Family, Friend o...	4
<span style="color: gray;">●</span> License-Exempt Recreational Ce...	0
<span style="color: olive;">●</span> Tribal License-Exempt Day Care ...	0
<span style="color: teal;">●</span> Other	3



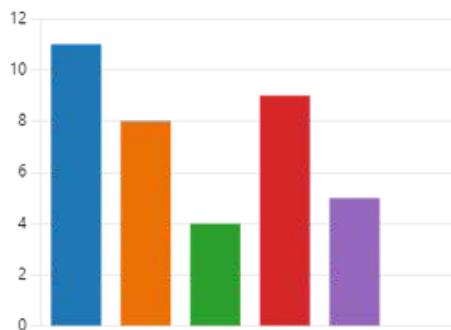
17. Do you maintain a waiting list?

<span style="color: blue;">●</span> Yes	26
<span style="color: orange;">●</span> No	11

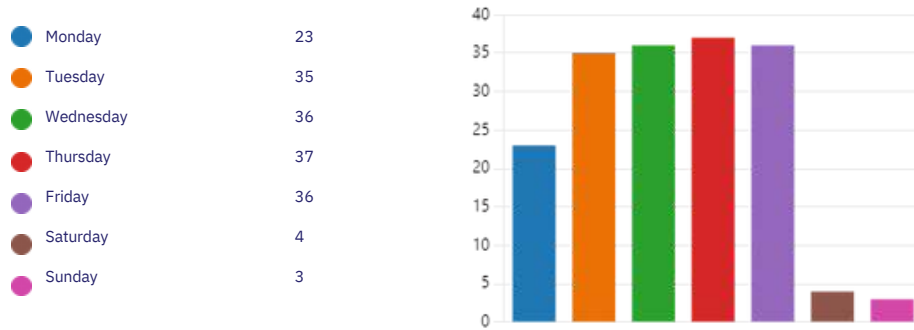


18. When space in your program becomes available, how do you most often fill the opening?

<span style="color: blue;">●</span> First on waiting list or prioritized...	11
<span style="color: orange;">●</span> Siblings of children in care	8
<span style="color: green;">●</span> Hours/type of care needed	4
<span style="color: red;">●</span> Prioritized Point System	9
<span style="color: purple;">●</span> N/A	5
<span style="color: brown;">●</span> Other	0



19. What days of the week do you provide care? (Click all that apply)



20. What are your hours of operation?

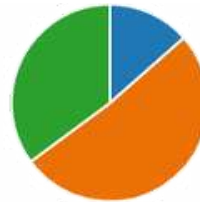
37  
Responses

"6am-6pm"  
"7:00am to 5:45pm"  
"5 am to 5:30 pm"

6 respondents (16%) answered **pm** for this question.

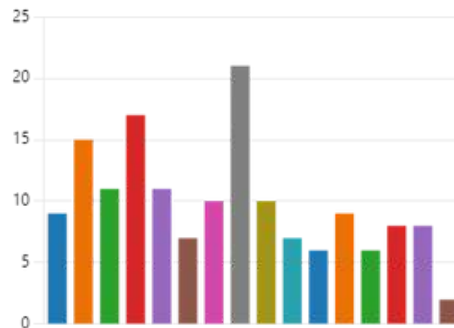


21. Do any children in your care need additional support?



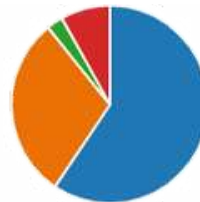
22. If yes, what type of support do the children in your care need? Click all that apply.

- Physical Development 9
- Social/Emotional 15
- Reading/Writing 11
- Behavioral 17
- ADD/ADHD 11
- Fetal Alcohol/Drug Syndrome or...7
- Autism 10
- Speech/Language 21
- Trauma 10
- Health Concerns7
- Mental Health 6
- Financial Assistance (Housing, F...9
- Food Security6
- Unhoused Support8
- None 8
- Other 2



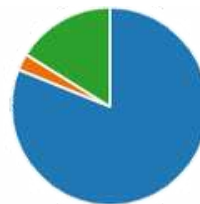
23. Do any of the children in your care have an Individual Education Plan (IEP) or an Individual Family Service Plan (IFSP)?

- Yes 22
- No 11
- In Process 1
- N/A 3



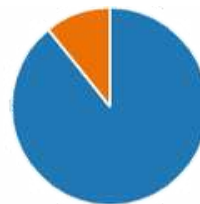
24. Do you have a computer?

- Yes 30
- No 1
- Other Internet Connected Electr...6



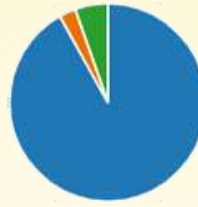
25. If you answered yes that you have a computer or other internet connected electronic device, do you use it to provide and/or manage child care services?

- Yes 33
- No 4



26. Do you have internet access?

- Yes 34
- No 1
- Yes, but it's unreliable and affect... 2



27. What are the top three services/requests related to child care that parents and families often request?

37 Responses

"summer/ any break care, preschool curriculum toilet training"  
 "None"  
 "Infants school pick ups but we lose them to free care to after school progra..."

11 respondents (30%) answered **care** for this question.



28. What are the top three services/requests for assistance unrelated to child care that parents and families most often request?

37 Responses

Latest Responses  
 "N/a"  
 "None"  
 "Na"

7 respondents (19%) answered **child** for this question.



29. How many hours a year on average do you spend in trainings and/or workshops and/or other professional development (PD)

- 0-2 6
- 3-10 9
- 10-20 6
- 20 or more 16





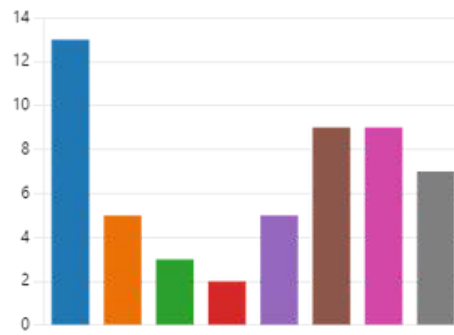
30. Please identify the barriers of attending training/workshops (click all that apply):

- Cost of Substitute Provider6
- Hours and Days of Training/Wor...24
- Cost of Training11
- Location/Distance 15
- Child Care for My Own Children8
- Topics Not of Interest7
- Lack of Substitute 10
- Other 8



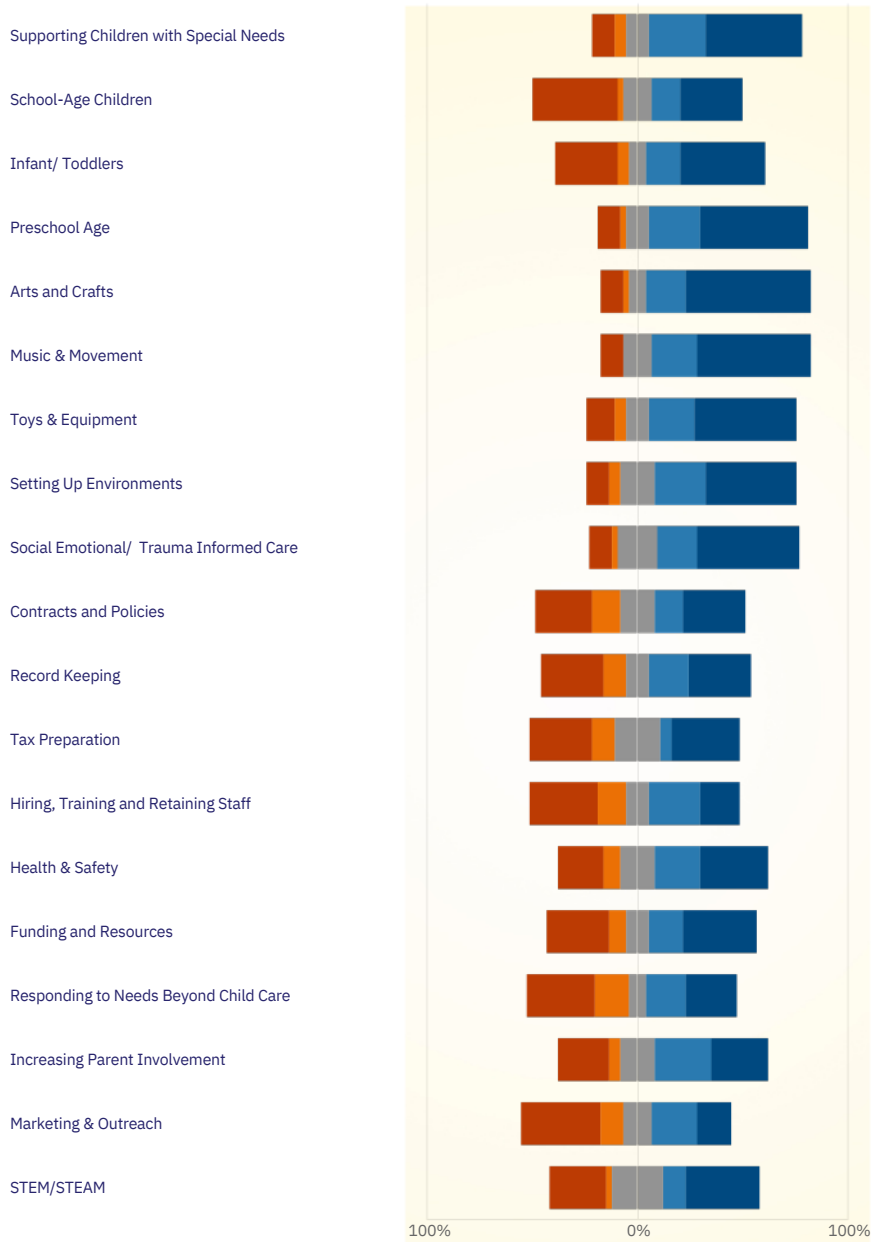
31. Which of the following permits/credentials do you currently hold? Click all that apply

- Child Development Matrix Perm...13
- Child Development Associate Cr...5
- Food Service Permit3
- CA Dept. of Education Credential2
- Participated in the Child Care Ini...5
- Participated in the Calaveras Str...9
- None of the Above9
- Other 7



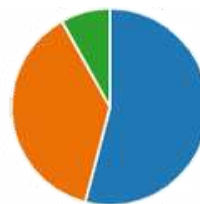
32. Please indicate your level of interest in attending the following trainings/workshops by checking the appropriate boxes (1 being least interested and 5 being most interested)

1 2 3 4 5

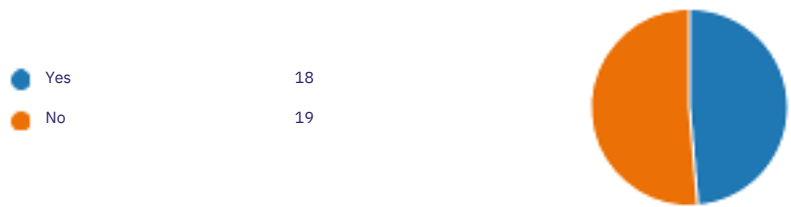


33. Are you interested in taking college courses related to child development or early childhood education?

Yes 20  
 No 14  
 Maybe 3



34. Do you participate in the Child and Adult Care Food program?



35. If you do not participate in the child care food program, please explain why.

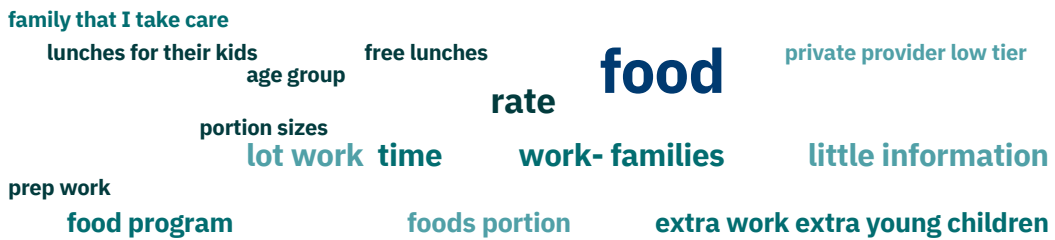
37  
Responses

"Thinking of getting off, I have forgotten a few times about putting meals in, ..."

"I don't know anything about it"

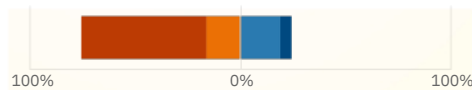
"I do but may stop they tiered CALAVERAS county at a low tier because our s..."

3 respondents (8%) answered **food** for this question.



36. How would you rank knowledge about Calaveras County's Universal Prekindergarten (UPK) Mixed Delivery options?

■ Unsure of UPK Options ■ Below Average ■ Average ■ Above Average



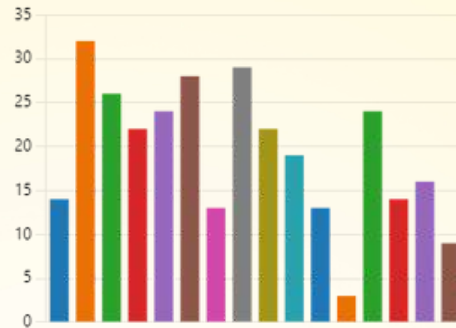
37. Are you familiar with the changing Transitional Kindergarten (TK) age requirements? To learn more about the TK age requirements- please

visit: <https://www.cde.ca.gov/ci/gs/em/kinderfaq.asp#admissionenrollment>



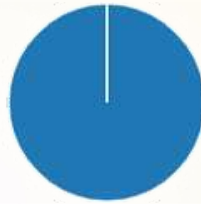
38. Are you familiar with the following local organizations/resources? Click all that apply

- Calaveras Child Care Council 14
- The Resource Connection: Reso...32
- The Resource Connection: WIC ...26
- Calaveras County Public Health22
- The Resource Connection: Head...24
- First 5 Calaveras28
- CUSD Child Development Progr...13
- The Resource Connection: Child ...29
- The Resource Connection: Food ...22
- Calaveras County Health and Hu...19
- Amador Tuolumne Community ...13
- Calaveras Mariposa Community ...3
- Calaveras County Libraries 24
- Local College Early Childhood E...14
- Calaveras County Office of Educ...16
- Calaveras Youth Mentoring Prog...9



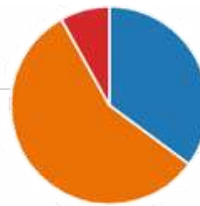
41.What gender do you identify as?

Female	37
Male	0
Prefer not to say	0
Other	0



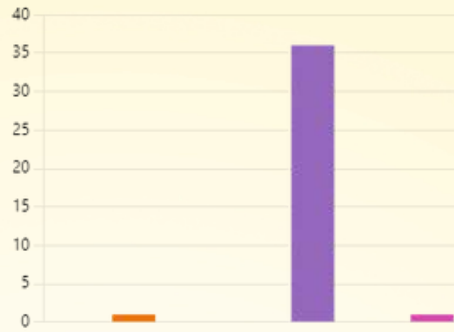
43.What is your Marital Status?

Single	13
Married	21
Separated	0
Widowed	3



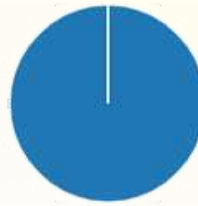
44. What is your Ethnic Background?

Asian or Pacific Islander	0
Black or African American	1
Latino or Hispanic	0
Native American or Alaska Native	0
White/Caucasian	36
Multiracial or Biracial	0
Other	1



45. What language is spoken most often in your home?

English	37
Spanish	0
American Sign Language	0
Other	0





## Calaveras Child Care Council Members

- Kristi LeRette, Calaveras County Office of Education
- Alissa Bain, Calaveras Unified School District
- Jeanette Allen, The Resource Connection Early Childhood Programs
- Hayley Lawson, Calaveras Public Health
- Sarah Kelly, Sarah Kelly's Child Care
- Karen Frazier, The Resource Connection Child Care Resource and Referral Program
- Katie Abresch, Calaveras Enterprise
- Rochelle Sweet, First 5 Calaveras
- Staff: Sheri Noble, Calaveras Child Care Council Coordinator

### The Calaveras Child Care Council

The Calaveras Child Care Council (CCCC) is the county's local child care and development planning council. In this role, the CCCC assesses and coordinates the delivery of quality child care services and programs. Its members are consumers, service providers, public agencies, and other community representatives.

The CCCC mission is to support the development of affordable, accessible, quality child care, which promotes the success of all children, their families, and the economy of our communities. Its vision is that Calaveras County has an inclusive, quality, affordable child care system that promotes healthy, successful children and youth.

One of the CCCC's responsibilities is to prepare local, comprehensive, countywide childcare plans designed to mobilize public and private resources to address identified needs. These plans must be informed by a needs assessment, which, by state statute, must be updated at least every five years. This report is meant to fulfill such requirements, providing an update on the childcare needs of families in Calaveras County. It will be used to help inform decision-making about future priorities.

***“We live in a world in which we need to share responsibility. It’s easy to say “It’s not my child, not my community, not my world, not my problem.” Then there are those who see the need and respond. I consider those people my heroes.” — Fred Rogers***



# Works Cited

- American Institutes for Research, Early Learning Needs Assessment Tool, 2020
- California Department of Education, DataQuest 2023
- Kids Data: [//www.kidsdata.org](http://www.kidsdata.org)
- Census Data, Calaveras County, <https://data.census.gov/>
- 2021 California Resource and Referral Network- Calaveras County Child Care Sites  
<https://rrnetwork.org/policy/child-care-fact-sheets>
- April 2024 Alternative Payment agencies voucher use- [rr.trcac.org](http://rr.trcac.org)
- Cal Budget: <https://calbudgetcenter.org/resources/making-ends-meet-much-cost-support-family-california/>
- Feeding American  
<https://map.feedingamerica.org/county/2022/overall/california/county/calaveras>
- The Resource Connection Child Care Resource and Referral Subsidy Software, CATS
- Paren and Provider Survey distributed February and March 2024



